

# DL 125 LED / DM 130 LED

## THE ENERGY-EFFICIENT SOLUTION FOR THE FUTURE



### YOUR ADVANTAGES

- ✓ Up to 30% energy saving
- ✓ High luminous efficacy up to 77 lm/W
- ✓ Longevity designed up to 50,000 hr
- ✓ High efficiency and brightness achieved through innovative light optics
- ✓ Made in Germany
- ✓ Compatible with all SPITTLER modular glass accessories
- ✓ Ceiling cut-outs equivalent to corresponding SPITTLER compact fluorescent downlights

**Future-proof:** modular design allows simple retrofit of electrical and optical components without tools

**Advantages when refurbishing:** by designing the LED downlights to have the identical ceiling cut-outs as the existing compact fluorescent fittings you can simply retrofit without re-working the ceiling aperture.

Changing over is simple, without the need for tools, and flexibility is provided in the ability to use the existing SPITTLER glass accessories. It is also possible to mix SPITTLER downlights for CFL with LED downlights without any visual changes for the familiar light perception.

**The choice is up to you which areas are to be upgraded to use sustainable lighting.**



**Typical application area:**  
zonal lighting

### LAMP SOURCE COMPARISON



TC-D 1 x 18 W

Luminous flux: **1200 lm**  
Efficacy: **67 lm/W**  
Average design lifetime: **10.000 h\***

\*depending on lamp brand and ballast



**High-power  
LED 13 W**

Luminous flux: **1000 lm**  
Efficacy: **77 lm/W**  
Lifetime: **50.000 h\***

\*70% luminous flux

# DL 125 LED DM 130 LED

Round or square modular recessed downlight with high-power LED in COB technology. Die-cast ceiling trim, white powder-coated, adjustable without tools. Fixing of the bezel via bayonet lock. Housing made of galvanized sheet steel. Ceiling installation via quick-release springs without any tools. Suitable for ceiling plate thickness from 1 - 25 mm. C/w remote converter. LED element exchangeable. Reflector made of high-polished metalised pure aluminium for maximum efficiency and colour-neutral light reflection. Options for fittings with an inset translucent PMMA lens providing high light transmission, or a frosted diffuser offering a good light uniformity. A later supplies of the luminaire with decor glasses is possible without using tools.



Installation without tools



Quick installation



Dimmable versions



High-power LED technology

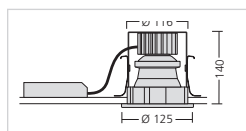


## DL 125 LED – Translucent lens

| Version          | Converter 350 mA     | Converter 1-10V      | Converter DALI       | Luminous flux | Weight  |
|------------------|----------------------|----------------------|----------------------|---------------|---------|
| LED 13 W, 3000 K | <b>125.551.13.33</b> | <b>125.551.13.43</b> | <b>125.551.13.63</b> | 900 lm        | 0.95 kg |
| LED 13 W, 4000 K | <b>125.551.13.34</b> | <b>125.551.13.43</b> | <b>125.551.13.64</b> | 1000 lm       | 0.95 kg |

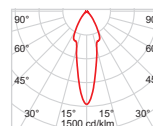
## DL 125 LED – Frosted diffuser

| Version          | Converter 350 mA     | Converter 1-10V      | Converter DALI       | Luminous flux | Weight  |
|------------------|----------------------|----------------------|----------------------|---------------|---------|
| LED 13 W, 3000 K | <b>125.591.13.33</b> | <b>125.591.13.43</b> | <b>125.591.13.63</b> | 900 lm        | 0.95 kg |
| LED 13 W, 4000 K | <b>125.591.13.34</b> | <b>125.591.13.44</b> | <b>125.591.13.64</b> | 1000 lm       | 0.95 kg |



### Dimensions

Diameter  $\varnothing$  125 mm  
Ceiling cut-out  $\varnothing$  116 mm  
Recessed height 140 mm



LED 13 W (3000K) with translucent lens  
Half-value angle 2 x 13°  
Shielding angle 42°  
Luminance for  $\gamma = 65^\circ$  400 cd/m<sup>2</sup>  
Light output ratio 63%

### Attachments (Please order separately!)

|                                 |                 |
|---------------------------------|-----------------|
| Panel sheet module 100          | <b>125.0320</b> |
| Mineral fibre reinforcing plate | <b>125.1320</b> |
| Adjusting ring                  | <b>125.2010</b> |
| Concrete casting drum           | <b>125.2035</b> |

### Decore attachment (Please order separately!)

|                                                            |                |
|------------------------------------------------------------|----------------|
| Clear safety glass pane, IP 54                             | <b>125.900</b> |
| Clear acrylic pane, IP 54                                  | <b>125.912</b> |
| Clear acrylic pane, strike- and vandalism protected, IP 54 | <b>125.911</b> |
| Suspended, frosted glass ring                              | <b>125.904</b> |
| Suspended, blue glass ring                                 | <b>125.909</b> |

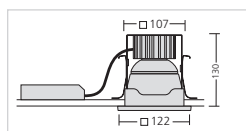


## DM 130 LED – Translucent lens

| Version          | Converter 350 mA     | Converter 1-10V      | Converter DALI       | Luminous flux | Weight |
|------------------|----------------------|----------------------|----------------------|---------------|--------|
| LED 13 W, 3000 K | <b>130.551.13.33</b> | <b>130.551.13.43</b> | <b>130.551.13.63</b> | 900 lm        | 0,9 kg |
| LED 13 W, 4000 K | <b>130.551.13.34</b> | <b>130.551.13.44</b> | <b>130.551.13.64</b> | 1000 lm       | 0,9 kg |

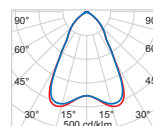
## DM 130 LED – Frosted diffuser

| Version          | Converter 350 mA     | Converter 1-10V      | Converter DALI       | Luminous flux | Weight |
|------------------|----------------------|----------------------|----------------------|---------------|--------|
| LED 13 W, 3000 K | <b>130.591.13.33</b> | <b>130.591.13.43</b> | <b>130.591.13.63</b> | 900 lm        | 0,9 kg |
| LED 13 W, 4000 K | <b>130.591.13.34</b> | <b>130.591.13.44</b> | <b>130.591.13.64</b> | 1000 lm       | 0,9 kg |



### Dimensions

Outer dimension 122 x 122 mm  
Ceiling cut-out 107 x 107 mm  
Recessed height 130 mm



LED 13 W (3000K) with translucent lens  
Half-value angle 2 x 32°  
Shielding angle 40°  
Luminance for  $\gamma = 65^\circ$  2000 cd/m<sup>2</sup>  
Light output ratio 66%

### Attachments (Please order separately!)

|                                 |                  |
|---------------------------------|------------------|
| Panel sheet module 100          | <b>130.0320M</b> |
| Mineral fibre reinforcing plate | <b>130.1320M</b> |
| Adjusting frame                 | <b>130.2010M</b> |
| Concrete casting drum           | <b>130.2035M</b> |

### Decore attachment (Please order separately!)

|                                |                |
|--------------------------------|----------------|
| Clear safety glass pane, IP 54 | <b>130.900</b> |
| Clear acrylic pane, IP 54      | <b>130.912</b> |
| Suspended, frosted glass frame | <b>130.904</b> |
| Suspended, blue glass frame    | <b>130.909</b> |